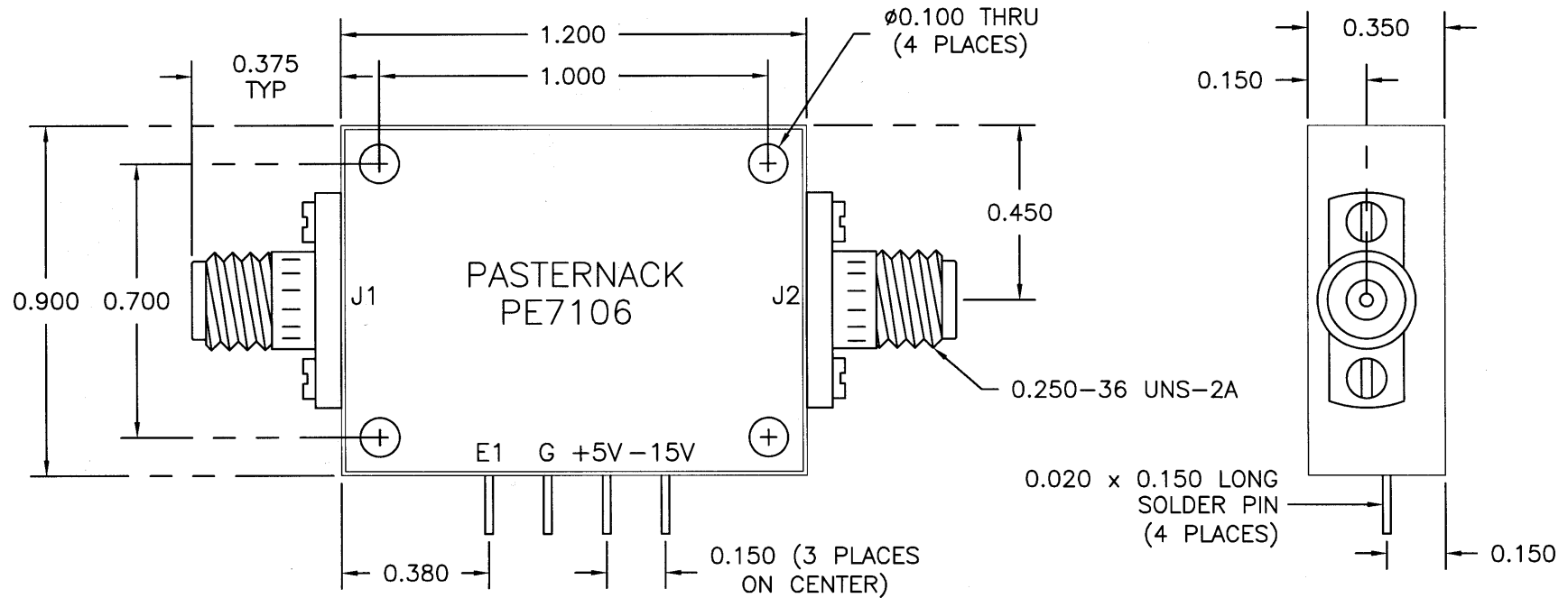


DESCRIPTION

AMC MODEL SWN-218-1DR OPTION: PE, 118, HPR05W IS A REFLECTIVE SINGLE POLE SINGLE THROW SWITCH DESIGNED TO OPERATE OVER THE FULL 1 TO 18 GHz FREQUENCY RANGE AND IS FORM FIT AND FUNCTION TO PASTERNAK'S PART NUMBER PE7106.

| REVISIONS | | | | |
|-----------|------|--------------------------------|---------|----------|
| ZONE | REV. | DESCRIPTION | DATE | APPROVED |
| | - | ORIGINAL RELEASE JOB# 411286-1 | 1/31/05 | |

MECHANICAL OUTLINE



BLOCK DIAGRAM



ALL DIMENSIONS ARE IN INCHES
 TOLERANCES:
 X.XX ±0.020
 X.XXX ±0.010

AMERICAN MICROWAVE CORPORATION

7311-G GROVE ROAD
 FREDERICK, MARYLAND 21704 USA
 TEL: 301-662-4700 FAX: 301-662-4938
 WEBSITE: www.americanmicrowavecorp.com
 E-MAIL: sales@americanmicrowavecorp.com
 ISO 9001:2000 CERTIFIED



| APPROVALS | | DATE | TITLE | | |
|------------------|--|---------|---|----------------|------------------|
| DRAWN <i>JDJ</i> | | 1/31/05 | MECHANICAL OUTLINE SWN-218-1DR OPTION: PE, 118, HPR05W 1-18 GHz, SINGLE POLE SINGLE THROW SWITCH | | |
| CHECKED | | | SIZE A | FSCM NO. 60483 | DWG NO. 100-7313 |
| ISSUED | | | SCALE N:S | | SHEET 2 OF 3 |

DESCRIPTION

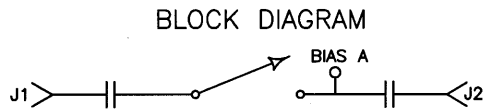
AMC MODEL SWN-218-1DR OPTION: PE, 118, HPR05W IS A REFLECTIVE SINGLE POLE SINGLE THROW SWITCH DESIGNED TO OPERATE OVER THE FULL 1 TO 18 GHz FREQUENCY RANGE AND IS FORM FIT AND FUNCTION TO PASTERNAK PART NUMBER PE7106.

SPECIFICATIONS

- FREQUENCY RANGE: 1 to 18 GHz
- INSERTION LOSS: 2.9 dB MAXIMUM
- ISOLATION: 65 dB MINIMUM
- VSWR: 2.0:1 MAXIMUM
- POWER WATTS: 0.5 MAXIMUM
- CONTROL: TTL LOGIC "0" = LOW LOSS
TTL LOGIC "1" = ISOLATION
- POWER SUPPLY: +5V ± 5V @ 40 mA MAXIMUM
-15V ± 3V @ 40 mA MAXIMUM
- CONNECTORS:
RF: SMA FEMALE
CONTROL: SOLDER PIN
- SIZE: 1.20" (L) x 0.90" (W) x 0.35" (H)

OPTIONS:

- PE: FORM FIT AND FUNCTIONAL TO PART NUMBER PE7106
- 118: OPTIMIZED FROM 1 TO 18 GHz FREQUENCY RANGE
- HPR05W: HIGH POWER 0.5 WATTS



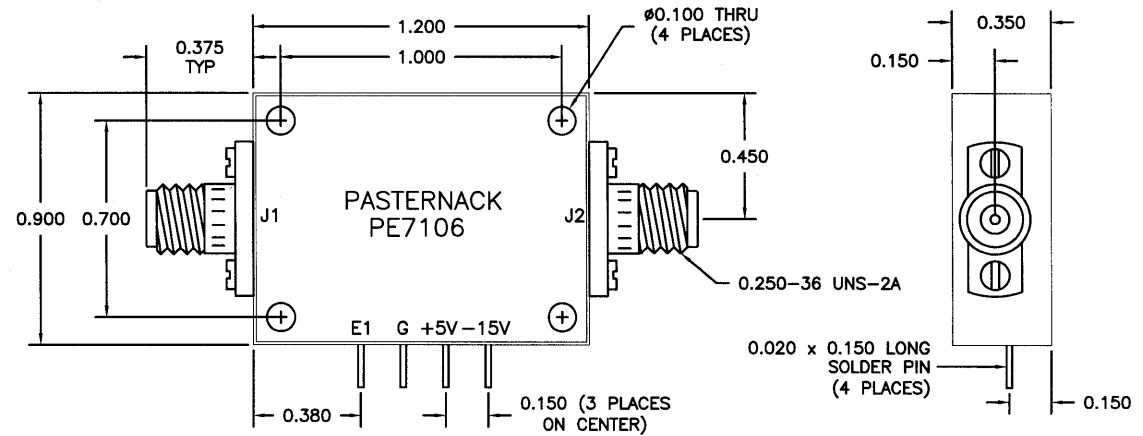
ENVIRONMENTAL RATINGS:

- TEMPERATURE: -55°C TO +85°C (OPERATING)
-65°C TO +125°C (STORAGE)
- HUMIDITY: MIL-STD-202F, METHOD 103B COND. B
- SHOCK: MIL-STD-202F, METHOD 213B COND. B
- VIBRATION: MIL-STD-202F, METHOD 204D COND. B
- ALTITUDE: MIL-STD-202F, METHOD 105C COND. B
- TEMPERATURE CYCLE: MIL-STD-202F, METHOD 107D COND. A

NOTE: SPECIFICATIONS WILL VARY OVER OPERATING TEMPERATURE
NOTE: THE ABOVE SPECIFICATIONS ARE SUBJECT TO CHANGE OR REVISION

ALL DIMENSIONS ARE IN INCHES
TOLERANCES:
X.XX ±0.020
X.XXX ±0.010

| ZONE | | REV. | DESCRIPTION | DATE | APPROVED |
|------|--|------|--------------------------------|---------|----------|
| | | - | ORIGINAL RELEASE JOB# 411286-1 | 1/31/05 | |



AMERICAN MICROWAVE CORPORATION

7311-G GROVE ROAD
FREDERICK, MARYLAND 21704 USA
TEL: 301-662-4700 FAX: 301-662-4938
WEBSITE: www.americanmicrowavecorp.com
E-MAIL: sales@americanmicrowavecorp.com
ISO 9001:2000 CERTIFIED



| APPROVALS | | DATE | TITLE | | |
|------------------|--|---------|--|-------------------|---------------------|
| DRAWN <i>gdy</i> | | 1/31/05 | PRODUCT FEATURE SWN-218-1DR OPTION: PE, 118, HPR05W 1-18 GHz, SINGLE POLE SINGLE THROW SWITCH | | |
| CHECKED | | | SIZE A | FSCM NO. 60483 | DWG NO. 100-7313 |
| ISSUED | | | SCALE N:S | | SHEET 1 OF 3 |